



GENERAL PRACTICE ALERT STATE SITREP | 24.01.2025

LANCASHIRE & CUMBRIA DATA

GPAS STATUS

OPEL CONVERSION

CLINICAL ACTIVITY

RETURN RATE

OPEL

2

33/1000

43%

IMPORTANT FIGURES

448,644

MIN NUMBER OF PATIENTS COVERED BY AMBER + PRACTICES (1)

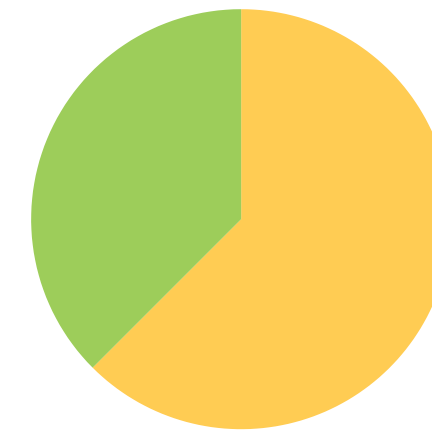
383,766

INDICATIVE NUMBER OF PATIENT CONTACTS IN GENERAL PRACTICE THIS WEEK (2)

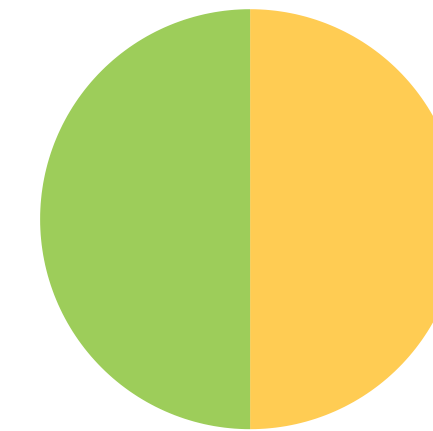
LOCALITY DATA

	GPAS STATUS	OPEL STATUS	CLINICAL ACTIVITY	RETURN RATES
Blackpool	Orange	3	23/1000	50%
Fylde & Wyre	Orange	3	36/1000	56%
Morecambe Bay	Orange	3	25/1000	45%
West Lancs	Orange	3	36/1000	47%
Greater Preston	Green	1	36/1000	41%
Chorley & S. Ribble	Green	1	43/1000	42%
East Lancs	Orange	2	26/1000	44%
Blackburn W/Darwen	Green	1	31/1000	41%
North Cumbria	Insufficient responses			

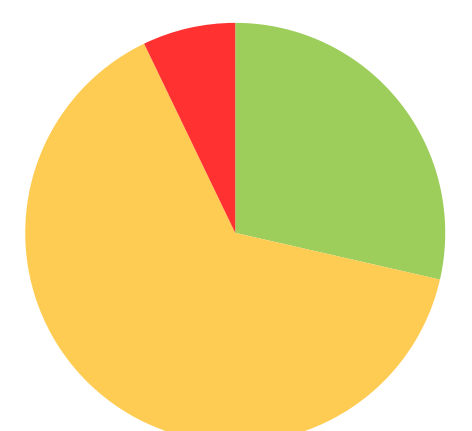
Blackpool



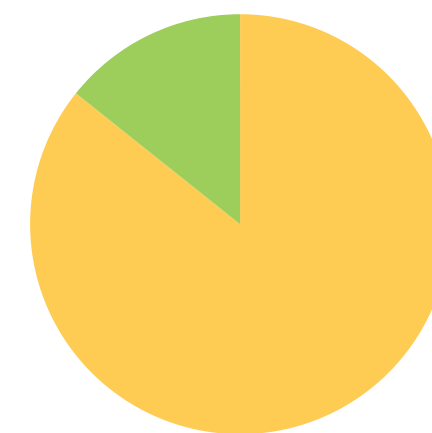
Fylde & Wyre



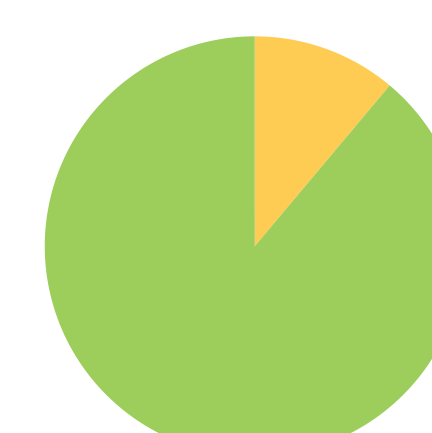
Morecambe Bay



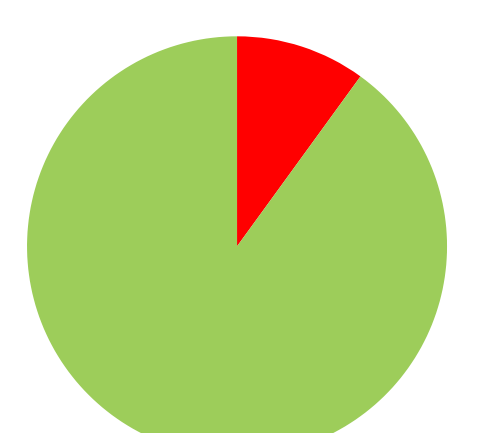
West Lancs



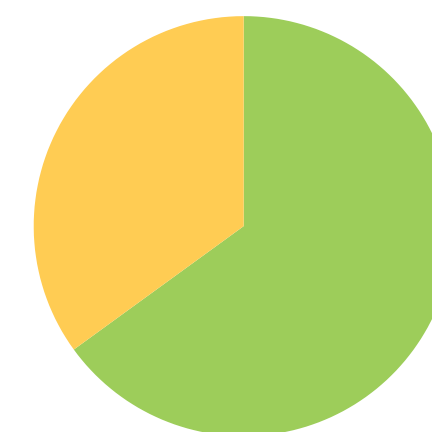
Greater Preston



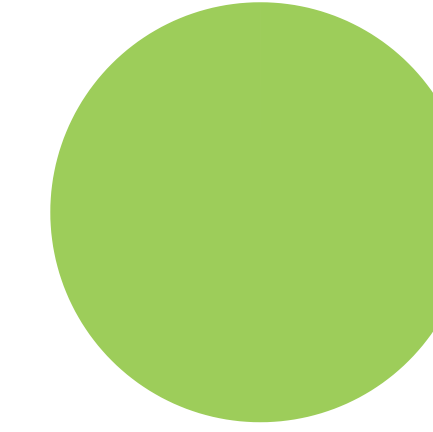
Chorley & S. Ribble




East Lancs



Blackburn W/Darwen



















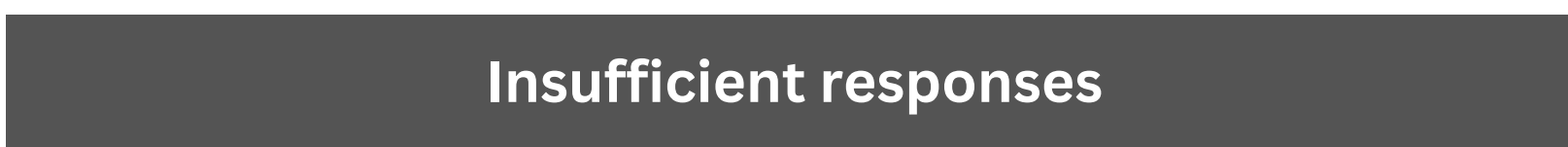
North Cumbria







A SELECTION OF THIS WEEK'S PRACTICE COMMENTS

Chronically under staffed due to long term sickness and staff leaving.

GPAS CHANGE SINCE LAST SITREP

	Last SITREP	This Week	Trend	Note
Blackpool		3 	➔	
Fylde & Wyre		3 		
Morecambe Bay		3 		
West Lancs		3 	➔	
Greater Preston		1 		
Chorley & S. Ribble		1 		
East Lancs		2 	➔	
Blackburn W/Darwen		1 		
North Cumbria				

A QUICK GUIDE TO THE GPAS STATES

-  **BLACK** Practice will fail within one month. Urgent system intervention required.
-  **RED** Sustainable in the short term. Needs system support.
-  **AMBER** Sustainable in the medium term (6 months max). Probably needs system support.
-  **GREEN** Fully Sustainable.

LMC NOTE:

Please continue to share your data with us so that we can ensure the system is aware of any capacity and demand concerns pertaining to General Practice.

(1) This figure is accurate and is the sum of the list sizes submitting from those Practices registering as amber, Red and Black
 (2) This figure is approximate and calculated by using the clinical activity figure for Lancashire & Cumbria multiplied by 5